


Today's Agenda

- 9:30 – 9:35** **Welcome, Introduction, Overview of Agenda**
- 9:35 – 9:55** **Lead in Water Testing & Mitigation Program in Child Care Facilities & Schools (Clean Classrooms for Carolina Kids)**
 Lead-Based Paint/Asbestos Program in Child Care Facilities & Schools (Clean Classrooms for Carolina Kids)
- ARPA Reimbursement Program Update and Q&A (no updates)**
- 9:55 – 10:05** **Agreement Addendum Update and Q&A**
- 10:05 – 10:30** **Questions/Adjourn**



Update: Aid to County Responsibilities

ARPA-funded Lead and Asbestos Inspection, Testing, Abatement, and Remediation in North Carolina Public Schools and Licensed Child Care Facilities” project

July 16, 2024

FY25 Aid to Counties – 6/1/24 – 5/31/25

- **Service Period Began 6/01/24**
 - Period when the work is performed
- **Payment Period Opens 7/01/24**
 - Period when LHDs can request payment for work performed
 - LHDs enter info into the ATC during their window
 - Only for 22 LHDs that indicated they would not be able to spend all money by end of FY24

Aid-to-Counties Schedule for Calendar Year 2024

Payment Month	LHD Staff Expenditure Reporting Period		NCDHHS Office of the Controller Payment Date	DPH Staff DCFW Staff ATC Edit Access	
	Begins	Ends		Begins	Ends
July	Tue 7/9	Mon 7/15	Thu 7/18	Mon 7/22	Wed 8/7
August	Thu 8/8	Thu 8/15	Tue 8/20	Thu 8/22	Mon 9/9
September	Tue 9/10	Mon 9/16	Thu 9/19	Mon 9/23	Mon 10/7
October	Tue 10/8	Tue 10/15	Fri 10/18	Tue 10/22	Thu 11/7
November	Fri 11/8	Fri 11/15	Wed 11/20	Fri 11/22	Fri 12/6
December	Mon 12/9	Mon 12/16	Thu 12/19	Mon 12/23	Tue 1/7

FY25 Aid to Counties

Begins 6/1/24

*only for 22 LHDs that indicated they would not be able to spend all money by end of FY24

Counties	Population < 18 years	Weight	Total Allocation	FY25: Anticipated spending
ALAMANCE	37,711	1.64%	\$16,432	\$6,000
ALEXANDER	7,252	0.32%	\$3,160	
ALLEGHANY	1,851	0.08%	\$3,000	\$1,600
ANSON	4,367	0.19%	\$3,000	
ASHE	4,624	0.20%	\$3,000	\$1,400
AVERY	2,617	0.11%	\$3,000	
BEAUFORT	8,841	0.39%	\$3,852	
BERTIE	3,121	0.14%	\$3,000	
BLADEN	6,010	0.26%	\$3,000	
BRUNSWICK	20,094	0.88%	\$8,756	\$4,378
BUNCOMBE	49,040	2.14%	\$19,873	\$8,200
BURKE	16,113	0.70%	\$7,021	
CABARRUS	57,354	2.50%	\$23,242	
CALDWELL	16,050	0.70%	\$6,993	
CAMDEN	2,340	0.10%	\$3,000	
CARTERET	11,642	0.51%	\$5,073	
CASWELL	4,252	0.19%	\$3,000	
CATAWBA	35,174	1.53%	\$15,326	
CHATHAM	15,181	0.66%	\$6,615	
CHEROKEE	4,748	0.21%	\$3,000	Declined
CHOWAN	2,728	0.12%	\$3,000	
CLAY	1,852	0.08%	\$3,000	Declined
CLEVELAND	21,795	0.95%	\$9,497	
COLUMBUS	10,479	0.46%	\$4,566	\$3,566
CRAVEN	21,453	0.93%	\$9,348	\$4,000

Counties	Population < 18 years	Weight	Total Allocation	FY25: Anticipated spending
CUMBERLAND	82,678	3.60%	\$33,504	\$16,752
CURRITUCK	6,154	0.27%	\$3,000	
DARE	6,903	0.30%	\$3,008	
DAVIDSON	36,658	1.60%	\$15,973	
DAVIE	8,927	0.39%	\$3,890	
DUPLIN	11,594	0.51%	\$5,052	
DURHAM	66,266	2.89%	\$26,853	
EDGECOMBE	11,003	0.48%	\$4,794	
FORSYTH	86,848	3.78%	\$35,194	
FRANKLIN	14,949	0.65%	\$6,514	
GASTON	51,059	2.22%	\$20,691	\$10,000
GATES	2,117	0.09%	\$3,000	
GRAHAM	4,444	0.19%	\$3,000	
GRANVILLE	12,503	0.54%	\$4,448	
GREENE	4,070	0.18%	\$3,000	
GUILFORD	119,627	5.21%	\$48,477	\$36,400
HALIFAX	10,308	0.45%	\$4,491	
HARNETT	34,327	1.50%	\$14,957	
HAYWOOD	11,300	0.49%	\$4,924	\$4,924
HENDERSON	21,745	0.95%	\$9,475	Declined
HERTFORD	3,987	0.17%	\$3,000	
HOKE	14,114	0.62%	\$6,150	
HYDE	780	0.03%	\$3,000	
IREDELL	42,379	1.85%	\$18,466	
JACKSON	7,070	0.31%	\$3,081	

Counties	Population < 18 years	Weight	Total Allocation	FY25: Anticipated spending
JOHNSTON	54,432	2.37%	\$22,058	\$12,558
JONES	1,669	0.07%	\$3,000	\$2,000
LEE	14,999	0.65%	\$6,535	
LENOIR	12,347	0.54%	\$5,380	\$3,000
LINCOLN	18,317	0.80%	\$7,981	
MACON	6,811	0.30%	\$3,000	Declined
MADISON	3,709	0.16%	\$3,000	
MARTIN	4,450	0.19%	\$3,000	
MCDOWELL	8,916	0.39%	\$3,885	Declined
MECKLENBURG	259,907	11.33%	\$105,323	\$33,288
MITCHELL	2,727	0.12%	\$3,000	
MONTGOMERY	5,588	0.24%	\$3,000	Declined
MOORE	21,342	0.93%	\$9,299	Declined
NASH	20,703	0.90%	\$9,021	
NEW HANOVER	41,078	1.79%	\$17,899	
NORTHAMPTON	3,005	0.13%	\$3,000	\$3,000
ONSLOW	50,326	2.19%	\$20,394	
ORANGE	28,550	1.24%	\$12,440	
PAMLICO	1,854	0.08%	\$3,000	
PASQUOTANK	8,925	0.39%	\$3,889	
PENDER	13,365	0.58%	\$5,824	
PERQUIMANS	2,419	0.11%	\$3,000	
PERSON	8,054	0.35%	\$3,509	
PITT	36,092	1.57%	\$15,726	\$7,863
POLK	3,034	0.13%	\$3,000	

Counties	Population < 18 years	Weight	Total Allocation	FY25: Anticipated spending
RANDOLPH	32,006	1.39%	\$13,946	\$7,802
RICHMOND	9,878	0.43%	\$4,304	
ROBESON	28,783	1.25%	\$12,542	
ROCKINGHAM	18,310	0.80%	\$7,978	
ROWAN	32,459	1.41%	\$14,144	\$10,000
RUTHERFORD	13,082	0.57%	\$5,700	Declined
SAMPSON	14,346	0.63%	\$6,251	
SCOTLAND	7,894	0.34%	\$3,440	\$3,440
STANLY	13,438	0.59%	\$5,856	
STOKES	8,236	0.36%	\$3,589	
SURRY	14,914	0.65%	\$6,499	
SWAIN	3,106	0.14%	\$3,000	Declined
TRANSYLVANIA	5,080	0.22%	\$3,000	
TYRRELL	587	0.03%	\$3,000	
UNION	62,902	2.74%	\$25,490	\$10,000
VANCE	9,963	0.43%	\$4,341	
WAKE	266,541	11.61%	\$108,011	\$81,625
WARREN	3,337	0.15%	\$3,000	\$1,500
WASHINGTON	2,190	0.10%	\$3,000	
WATAUGA	6,869	0.30%	\$3,000	\$1,000
WAYNE	27,691	1.21%	\$12,066	
WILKES	13,260	0.58%	\$5,778	
WILSON	17,884	0.78%	\$7,793	
YADKIN	7,741	0.34%	\$3,373	
YANCEY	3,362	0.15%	\$3,000	

Population Amount
Total NC 2,294,973 \$274,296

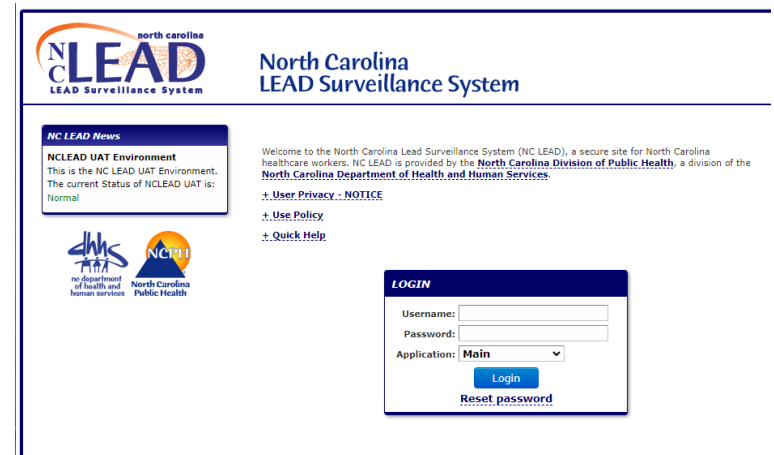
Albermarle Regional Health Services	31,790	1.39%	\$	-	Bertie, Camden, Chowan, Currituck, Gates, Hertford, Pasquotank, Perquimans
Appalachian District	13,344	0.58%	\$	4,000	Alleghany, Ashe, Watauga
Granville-Vance District	22,467	0.98%	\$	-	Granville, Vance
Martin-Tyrell-Washington District	7,227	0.31%	\$	-	Martin, Tyrrell, Washington
Toe River District	5,345	0.23%	\$	-	Avery, Mitchell
Foothills Health District	21,998	0.96%	Declined		McDowell, Rutherford

Will there be an FY26 Aid to Counties?

- **What if I used less in FY24 than I estimated? Can I use it later?**
 - *Not for FY25. Must wait for FY26*
- **What if I missed the deadline to request my FY24 funds. Are they gone for good?**
 - *Yes for FY24. Must wait for FY26*
- **Is it too late to rollover funds to FY25?**
 - *Yes. These funds do not rollover automatically.*
 - *In the fall, we will ask all LHDs with unspent funds to tell us whether they want them available in an FY26 AA*

NCLEAD (finally) got an upgrade on July 1st

- May 21st training on NCLEAD v6 is on the Healthy Homes website:
- <https://nchealthyhomes.com/resources/ncclead-training-webinars/>
- Contact the leadhelpdesk@lists.ncmail.net with questions



The screenshot shows the old NCLEAD v5 login page. At the top left is the NCLEAD logo with 'north carolina' above it and 'LEAD Surveillance System' below. To the right is the text 'North Carolina LEAD Surveillance System'. Below the logo is a 'NC LEAD News' box containing information about the UAT Environment and its status (Normal). To the right of this box is a welcome message and links for 'User Privacy - NOTICE', 'Use Policy', and 'Quick Help'. Below the news box are logos for the Department of Health and Human Services and the North Carolina Public Health. On the right side, there is a 'LOGIN' form with fields for 'Username:', 'Password:', and 'Application:' (set to 'Main'). There are 'Login' and 'Reset password' buttons.



Sign in to Maven



The new login form consists of three dark grey input fields: 'Username', 'Password', and 'Main Application' (with a dropdown arrow). Below the fields is a 'Reset password' link and a blue 'Sign in' button.

Reminders about NCLEAD Documentation

- New Activity Type (ARPA Site Visit) to enter your site visits

The screenshot shows a web form titled "Environmental Activity". At the top, there is a header bar with the text "Environmental Activity". Below the header, there is a section for "Environmental Activity Date" with a text input field containing "07/17/2024" and a calendar icon to its right. Below the date field is a blue button with a plus sign and the text "Add New".

Below the "Add New" button is a section for "Activity" with a dropdown menu. The dropdown menu is open, showing a list of 18 activity types. The third item in the list, "03. ARPA Site Visit", is highlighted with a red rectangular box. To the right of the dropdown menu, there is a red horizontal bar with the text "Add Reminders".


The list of activity types in the dropdown menu is as follows:

01. Investigation
02. Investigation (Preliminary Site Visit)
03. ARPA Site Visit
03. Water Sample Only
04. Clearance
05. Consultation
06. Site Visit/Left Offer
07. Monitoring - Abandonment
08. Monitoring - Maintenance Standard
09. Other type of Site Visit
10. Other Documentation - No Site Visit
11. PMP Application
12. PMP Quality Assurance Monitoring
13. Pre-certification Compliance Inspection
14. Healthy Homes Assessment
15. Physician Referral - Healthy Home Visit
16. Physician Referral - Lead Visit
17. Investigation - Private Company
18. HUD - LI/RA (Lead Inspection/Risk Assessment)

Reminders about NCLEAD Documentation

- New Activity Type (ARPA Site Visit) to enter your site visits

Environmental Activity

Environmental Activity Date
07/17/2024 

[Add New](#)

Activity
03. ARPA Site Visit

Environmental samples collected?

Water samples collected?

Notes (1)

Environmental Activity Monitoring and Reminders

Do you want to track this property for annual monitoring for maintenance standard?

Do you want to be reminded to check for abandonment clearance?

Reminders about NCLEAD Documentation

- You are ONLY responsible for documenting YOUR actions/visits in NCLEAD.
 - RTI data will come in via a separate process.
- Within 30 days of site visit
 - Attach any file or document relating to your site visit
 - Enter any property details that you learn in your visit, Contact information (date, names, phone numbers, emails), etc.
 - Enter any investigation details relating to your site visit
 - When in doubt, Follow-Up Documentation is a good place to document
- Once results are received
 - Attach and enter lab results from State Lab
- **We will reach out to you if there is missing information/questions**

Reminder of LHD Role: Scope of Work (2) – LBP Site Visit

Conduct at least one site visit to public schools and child care facilities that identified lead-based paint hazards, as mentioned in 10A NCAC 41C .1004 and which did not pursue abatement reimbursement.


DETAILS

- **Purpose of site visit is to visually assess** the continued inaccessibility of lead hazards at facilities that identified LBP hazards and did not pursue abatement reimbursement within 30 days of notification
- **We're developing a checklist for LHDs to use** that will streamline this process and let you know how notification will occur.
- Document each public school site visit and child care facility site visit in the NCLEAD surveillance system within 30 days of each visit

Reminder of LHD Role: Lead Based Paint Site Visit

- LHDs wait for notification from RTI that facility is ready for LBP site visit
 - The earliest of these notifications is not expected until spring 2025
 - Know whom you want to be notified
- Perform site visit; Site visit is only for facilities that did NOT choose to remediate/abate
- LHDs will receive a checklist that will be pre-populated
- **NCLEAD Documentation (within 30 d):**
 - Enter site visit details in Environmental Site Activity QP (Follow Up Doc QP, as needed)
 - Upload checklist to NCLEAD

Questions?



Aid to County Responsibilities

Ed Norman

Melanie Napier

June 18, 2024

What can I use the funds for?

Anything related to children's environmental health including:

- Salary and fringe
- Travel
- Training
- Childhood lead investigations
- Supplies

...

If unsure, ask – Ed.Norman@dhhs.nc.gov

What did LHDs use the funds for?

- For translating lead education materials into other languages and for the language line
- For supplies to laminate and tape to resecure the signage schools/child cares should post
- For Admin staff who work with all programs including CEH (ie computer equipment)
- Upgrade their LHD's lead kit
- Order state well test kits since those also test for lead
- Purchase thermal printers and thermal paper/ink to use during child care center and school inspections
- CHL2000 High Level Chlorine Vial – Baileys Test Strips
- Thermopen IR thermometers – Thermoworks
- Handheld Light Meter – Thermoworks
- Dish Temp Plate-Simulating Dishwasher Thermometer – Thermoworks
- Purchase an incubator used to test water samples at daycare centers
- Lead Risk Assessor Training & Certification
- Promotional Items for Lead Poisoning Prevention Education including handouts for community engagement events (pens, coloring books (lead), crayons)
- CEH staff vehicle maintenance
- ZOOM account membership or other platform which can be used for CEH educational outreach
- Portable Projector – for use with educational outreach for child care providers completed in a child care center
- CEH Annual Print Order
- Software used for child care and school sanitation inspections

- ...and many more!

FY24 Aid to Counties

****Ends 5/31 (Payment by 6/30)****

Counties	Population < 18 years	Weight	Allocation (\$3K min)	Counties	Population < 18 years	Weight	Allocation (\$3K min)	Counties	Population < 18 years	Weight	Allocation (\$3K min)	Counties	POPULATION < 18 years	Weight	Allocation (\$3K min)
ALAMANCE	37,711	1.64%	\$16,432	CUMBERLAND	82,678	3.60%	\$33,504	JOHNSTON	54,432	2.37%	\$22,058	RANDOLPH	32,006	1.39%	\$13,946
ALEXANDER	7,252	0.32%	\$3,160	CURRITUCK	6,154	0.27%	\$3,000	JONES	1,669	0.07%	\$3,000	RICHMOND	9,878	0.43%	\$4,304
ALLEGHANY	1,851	0.08%	\$3,000	DARE	6,903	0.30%	\$3,008	LEE	14,999	0.65%	\$6,535	ROBESON	28,783	1.25%	\$12,542
ANSON	4,367	0.19%	\$3,000	DAVIDSON	36,658	1.60%	\$15,973	LENOIR	12,347	0.54%	\$5,380	ROCKINGHAM	18,310	0.80%	\$7,978
ASHE	4,624	0.20%	\$3,000	DAVIE	8,927	0.39%	\$3,890	LINCOLN	18,317	0.80%	\$7,981	ROWAN	32,459	1.41%	\$14,144
AVERY	2,617	0.11%	\$3,000	DUPLIN	11,594	0.51%	\$5,052	MACON	6,811	0.30%	\$0	RUTHERFORD	13,082	0.57%	\$0
BEAUFORT	8,841	0.39%	\$3,852	DURHAM	66,266	2.89%	\$26,853	MADISON	3,709	0.16%	\$3,000	SAMPSON	14,346	0.63%	\$6,251
BERTIE	3,121	0.14%	\$3,000	EDGEcombe	11,003	0.48%	\$4,794	MARTIN	4,450	0.19%	\$3,000	SCOTLAND	7,894	0.34%	\$3,440
BLADEN	6,010	0.26%	\$3,000	FORSYTH	86,848	3.78%	\$35,194	MCDOWELL	8,916	0.39%	\$0	STANLY	13,438	0.59%	\$5,856
BRUNSWICK	20,094	0.88%	\$8,756	FRANKLIN	14,949	0.65%	\$6,514	MECKLENBURG	259,907	11.33%	\$105,323	STOKES	8,236	0.36%	\$3,589
BUNCOMBE	49,040	2.14%	\$19,873	GASTON	51,059	2.22%	\$20,691	MITCHELL	2,727	0.12%	\$3,000	SURRY	14,914	0.65%	\$6,499
BURKE	16,113	0.70%	\$7,021	GATES	2,117	0.09%	\$3,000	MONTGOMERY	5,588	0.24%	\$0	SWAIN	3,106	0.14%	\$0
CABARRUS	57,354	2.50%	\$23,242	GRAHAM	4,444	0.19%	\$3,000	MOORE	21,342	0.93%	\$0	TRANSYLVANIA	5,080	0.22%	\$3,000
CALDWELL	16,050	0.70%	\$6,993	GRANVILLE	12,503	0.54%	\$5,448	NASH	20,703	0.90%	\$9,021	TYRRELL	587	0.03%	\$3,000
CAMDEN	2,340	0.10%	\$3,000	GREENE	4,070	0.18%	\$3,000	NEW HANOVER	41,078	1.79%	\$17,899	UNION	62,902	2.74%	\$25,490
CARTERET	11,642	0.51%	\$5,073	GUILFORD	119,627	5.21%	\$48,477	NORTHAMPTON	3,005	0.13%	\$0	VANCE	9,963	0.43%	\$4,341
CASWELL	4,252	0.19%	\$3,000	HALIFAX	10,308	0.45%	\$4,491	ONslow	50,326	2.19%	\$20,394	WAKE	266,541	11.61%	\$108,011
CATAWBA	35,174	1.53%	\$15,326	HARNETT	34,327	1.50%	\$14,957	ORANGE	28,550	1.24%	\$12,440	WARREN	3,337	0.15%	\$3,000
CHATHAM	15,181	0.66%	\$6,615	HAYWOOD	11,300	0.49%	\$0	PAMLICO	1,854	0.08%	\$3,000	WASHINGTON	2,190	0.10%	\$3,000
CHEROKEE	4,748	0.21%	\$0	HENDERSON	21,745	0.95%	\$0	PASQUOTANK	8,925	0.39%	\$3,889	WATAUGA	6,869	0.30%	\$3,000
CHOWAN	2,728	0.12%	\$3,000	HERTFORD	3,987	0.17%	\$3,000	PENDER	13,365	0.58%	\$5,824	WAYNE	27,691	1.21%	\$12,066
CLAY	1,852	0.08%	\$0	HOKE	14,114	0.62%	\$6,150	PERQUIMANS	2,419	0.11%	\$3,000	WILKES	13,260	0.58%	\$5,778
CLEVELAND	21,795	0.95%	\$9,497	HYDE	780	0.03%	\$3,000	PERSON	8,054	0.35%	\$3,509	WILSON	17,884	0.78%	\$7,793
COLUMBUS	10,479	0.46%	\$4,566	IREDELL	42,379	1.85%	\$18,466	PITT	36,092	1.57%	\$15,726	YADKIN	7,741	0.34%	\$3,373
Craven	21,453	0.93%	\$9,348	JACKSON	7,070	0.31%	\$3,081	POLK	3,034	0.13%	\$3,000	YANCEY	3,362	0.15%	\$3,000

	Population	Amount
Total NC	2,294,973	\$961,676

Albermarle Regional Health Services	31,790	1.39%	\$ 24,889	Bertie, Camden, Chowan, Currituck, Gates, Hertford, Pasquotank, Perquimans
Appalachian District	13,344	0.58%	\$ 9,000	Alleghany, Ashe, Watauga
Granville-Vance District	22,467	0.98%	\$ 9,789	Granville, Vance
Marlin-Tyrrell-Washington District	7,227	0.31%	\$ 9,000	Marlin, Tyrrell, Washington
Toe River District	5,345	0.23%	\$ 6,000	Avery, Mitchell
FootHills Health District	21,998	0.96%	\$ -	McDowell, Rutherford

*Weight based on NC Population Under 18 years.

SOURCE: US CENSUS QUICK FACTS - <https://www.census.gov/quickfacts/fact/table/NC/AGE295219>

Scope of Work (1) – Water Site Visit

Conduct at least one site visit for every drinking water and food preparation outlet at public schools and licensed child care facilities in the county that had a lead concentration at or above the lead poisoning hazard level (≥ 10 parts per billion) in initial water test results and were subsequently remediated.

DETAILS

- **Purpose of site visit is to do Post-Mitigation Sampling:**
 - Collect post-mitigation samples according to 3T's methodology (same as for WIIN samples)
 - LHDs wait for notification from RTI. LHDs will be notified by RTI of when to complete sampling. Post-mitigation sampling should occur at least 19d after the new faucet/fixture has been installed
- Document each site visit in the NCLEAD surveillance system within 30 days of each visit
 - Visit details in Environmental Site Activity QP
 - Lab results attached to Property Event, entered in Lab Results Tab
 - Correspondence related to the site visit or post-sampling results attached to Property Event

Scope of Work (2) – LBP Site Visit

Conduct at least one site visit to public schools and child care facilities that identified lead-based paint hazards, as mentioned in 10A NCAC 41C .1004 and which did not pursue abatement reimbursement.

DETAILS

- **Purpose of site visit is to visually assess** the continued inaccessibility of lead hazards at facilities that identified LBP hazards and did not pursue abatement reimbursement within 30 days of notification
- **We're developing a checklist for LHDs to use** that will streamline this process and let you know how notification will occur.
- Document each public school site visit and child care facility site visit in the NCLEAD surveillance system within 30 days of each visit

Lead Based Paint Hazard Checklist (Draft)

Lead-Based Paint Hazard Checklist

Facility Type: Public School Charter School Child Care Facility (CCF) Family Child Care Home

Facility Name: _____ County: _____

Facility Address: _____ City: _____ Zip: _____ Year Built: _____

Public or Charter School LEA #: _____ Child Care Facility License #: _____ CCF Inside a School

EHS Name: _____ Phone #: _____

Email: _____ Date of LHD Site Visit: ____/____/____

XRF/Paint Chip Lead Hazards:

Building	Room or Room Equivalent	Sample ID	Building Component	Type of Hazard	Lead Level		Total Square Footage of Hazard	Recommended Response Action	Actions Listed by Facility	Hazard Restricted	Comments
					Sample Type	mg/cm ² , ppm					
					<input type="checkbox"/> XRF					<input type="checkbox"/>	
					<input type="checkbox"/> chip					<input type="checkbox"/>	
					<input type="checkbox"/> XRF					<input type="checkbox"/>	
					<input type="checkbox"/> chip					<input type="checkbox"/>	
					<input type="checkbox"/> XRF					<input type="checkbox"/>	
					<input type="checkbox"/> chip					<input type="checkbox"/>	

Dust-Lead Hazards:

Building	Room or Room Equivalent	Sample ID	Type of Hazard	Lead Level (µg/ft ²)	Total Square Footage of Hazard	Recommended Response Action	Actions Listed by Facility	Hazard Restricted	Comments
			<input type="checkbox"/> floor <input type="checkbox"/> sill <input type="checkbox"/> trough <input type="checkbox"/> other					<input type="checkbox"/>	
			<input type="checkbox"/> floor <input type="checkbox"/> sill <input type="checkbox"/> trough <input type="checkbox"/> other					<input type="checkbox"/>	
			<input type="checkbox"/> floor <input type="checkbox"/> sill <input type="checkbox"/> trough <input type="checkbox"/> other					<input type="checkbox"/>	

- LHDs wait for notification from RTI that facility is ready for LBP site visit
- Site visit is only for facilities that did NOT choose to remediate/abate
- Checklist will be pre-populated
- LHDs only need check column “Hazard restricted”

- **NCLEAD Documentation (within 30 d):**

- Enter site visit details in Environmental Site Activity QP (Follow Up Doc QP, as needed)
- Upload checklist to NCLEAD

Scope of Work (3-4) – Documentation and Consultation

3. Be available for consultations related to water or lead-based paint hazards identified

- Connect folks with RTI as needed if unsure

4. In the NCLEAD surveillance system, document all ARPA-related activities within 30 days of occurrence:

- all site visits for lead in water or lead-based paint
- all conversations with school and facility personnel, and
- all environmental and water sample test results that have been received from post-remediation water lead sampling

You **DO NOT** need to upload or document information from lead investigations or site visits performed by RTI

Scope of Work (5-6) – Documentation and Consultation

5. In the EHIDS system, document whether a school has conducted its lead in water testing as required by 10A NCAC 41C .1005 on the school sanitation grade sheet (Form EHS 1163) comment section within 30 days of each annual inspection.

6. In the EHIDS system, document whether a child care center has conducted its lead in water testing as required by 18A NCAC 15A .2816 on the child care sanitation grade sheet (Form EHS 1617) within 30 days of each semi-annual inspection.

- The site visit may or may not occur before post-mitigation sampling
- The site visit can be the same as the sanitation inspection, but does not have to be

Asbestos-related Questions

The Local Health Department has no responsibilities concerning asbestos for this program.

Schools: AHERA (including Head Start & Pre-K's at schools)

Contact Health Hazards Control Unit with asbestos questions:

Email: ARPA-Reimbursement@dhhs.nc.gov

SUMMARY

	Regular REHS Activities	ARPA AA 914 Requirements	ARPA Reimbursement
Lab results			
Attached	✓	✓	✓
Highest entered	✓		
All entered		✓	
XRF Data			
Attached	✓	N/A	✓
Highest entered	✓		
All entered			
Lead inspection/ investigation report conducted by LHD	✓	N/A	✓
An approved remediation plan, if any	✓	N/A	✓
Clearance letter or notice from the EHS	✓	N/A	✓
Clearance lab results			
Attached	✓	N/A	✓

DHHS Memo on Funding and Enrollment



NC DEPARTMENT OF
**HEALTH AND
HUMAN SERVICES**

ROY COOPER • Governor
KODY H. KINSLEY • Secretary
MARK BENTON • Deputy Secretary for Health
SUSAN KANSAGRA • Assistant Secretary for Public Health
Division of Public Health

June 3, 2024

MEMORANDUM

TO: Licensed child care centers and public schools

FROM: Ed Norman, Program Manager
Children's Environmental Health

SUBJECT: DHHS Memo on Funding and Enrollment

Public schools and licensed child care facilities in North Carolina are eligible to participate in the funding mechanisms to cover the costs of testing for lead in water and inspecting for asbestos and lead-based paint hazards beyond the May 1, 2024 deadline¹. **Facilities that have not yet enrolled should complete the online process by November 1, 2024.** The Clean Classrooms for Carolina Kids Program is providing

deadline¹. Facilities that have not yet enrolled should complete the online process by November 1, 2024. The Clean Classrooms for Carolina Kids Program is providing

Enroll today at www.cleanwaterforuskids.org/carolina! If you have enrolled for only one or two of the program sections, log back in to complete surveys for the remaining section(s) to comply with the rule requirements.

Thank you for your participation in ensuring healthy learning environments for children across North Carolina. Please contact me at ed.norman@dhhs.nc.gov or 919-218-6511 if you have questions regarding this guidance.

¹ Listed in [10A NCAC 41C .1002\(a\)](#).

FY24 Aid to Counties - Ended

- **Service Period Ended 5/31/24**
 - Period when the work is performed
- **Payment Period Closes 6/30/24**
 - Period when LHDs can request payment for work performed
 - Payment by the Controller's office on 6/20/24
 - LHDs enter info into the ATC during their window, which ended yesterday 6/17/24

Aid-to-Counties Schedule for Calendar Year 2024

Payment Month	LHD Staff Expenditure Reporting Period		NCDHHS Office of the Controller	DPH Staff DCFW Staff ATC Edit Access	
	Begins	Ends	Payment Date	Begins	Ends
January	Tue 1/9	Tue 1/16	Fri 1/19	Tue 1/23	Wed 2/7
February	Thu 2/8	Thu 2/15	Tue 2/20	Thu 2/22	Thu 3/7
March	Fri 3/8	Fri 3/15	Wed 3/20	Fri 3/22	Fri 4/5
April	Mon 4/8	Mon 4/15	Thu 4/18	Mon 4/22	Tue 5/7
May	Wed 5/8	Wed 5/15	Mon 5/20	Wed 5/22	Fri 6/7
June	Mon 6/10	Mon 6/17	Thu 6/20	Mon 6/24	Mon 7/8

Will there be an FY26 Aid to Counties?

- **Process:**
 - In October-November, we will reach out to all LHDs that still have funds left to spend whether they anticipate spending it all by May 31st 2025
 - LHDs that decide to decline